

2007 MI State IDPA Championship September 14-16, 2007

All Shooters



CDP Champion: Tim Conrey CDP - Sharpshooter 256.86 (49)
 ESP Champion: Eric Line ESP - Expert 214.18 (52)
 SSP Champion: Mike Williams SSP - Master 205.35 (26)
 ESR Champion: Gary Cuttitta ESR - Master 232.87 (39)
 SSR Champion: Ken Soucie SSR - Expert 301.09 (52)


High Senior: Jack Calcut ESP - Expert 214.46 (49)
 High Lady: Robin Boruta SSP - Sharpshooter 255.25 (44)
 High Law Enforcement: Rich Eddington SSP - Expert 259.18 (71)
 High Junior: Peter Nelson SSP - Sharpshooter 287.03 (73)
 High Distinguished Senior: David Vollmer ESP - Marksman 319.59 (81)
 Most Accurate: Patrick Bell SSP - Sharpshooter 307.66 (8)

Match --Penalties--
 Score PD NT PE FN

Stage 1 Stage 2 Stage 3 Stage 4 Stage 5 Stage 6 Stage 7 Stage 8 Stage 9 Stage 10

CDP - Custom Defensive Pistol CDP - Expert

Rank	Name	Total	PD	NT	PE	FN	Stage 1	Stage 2	Stage 3	Stage 4	Stage 5	Stage 6	Stage 7	Stage 8	Stage 9	Stage 10
1	Leaf, Jerry	267.69	59	1	1	0	32.66 (4)	29.55 (2)	25.30 (5)	24.09 (11)	20.29 (1)	15.20 (10)	24.63 (5)	32.06 (4)	38.08 (12)	25.83 (5)
2	Boruta, Mark	268.00	33	0	0	0	29.13 (2)	36.36 (5)	23.79 (1)	23.78 (1)	23.65 (1)	16.50 (3)	21.43 (1)	34.81 (13)	37.33 (2)	21.22 (4)
3	Cotie, Christian	287.40	72	0	0	0	34.56 (9)	30.76 (6)	25.23 (5)	25.34 (5)	21.14 (1)	18.22 (5)	23.74 (1)	34.33 (14)	39.21 (3)	34.87 (23)
4	Bobinac, Rick	292.66	52	0	3	0	29.64 (1)	41.22 (14)	27.57 (5)	27.17 (3)	19.48 (1)	13.09 (2)	31.99 (6)	30.01 (6)	51.62 (2)	20.87 (12)
5	Gromak, Steve	313.01	106	1	1	3	63.50 (26)	33.44 (7)	24.35 (11)	26.35 (10)	37.62 (19)	19.61 (6)	22.95 (5)	32.32 (12)	32.83 (7)	20.04 (3)



2007 MI State IDPA Championship September 14-16, 2007

All Shooters




Match
Score --Penalties--
PD NT PE FN

Stage 1 Stage 2 Stage 3 Stage 4 Stage 5 Stage 6 Stage 7 Stage 8 Stage 9 Stage 10

CDP - Sharpshooter

	Match Score	PD	NT	PE	FN	Stage 1	Stage 2	Stage 3	Stage 4	Stage 5	Stage 6	Stage 7	Stage 8	Stage 9	Stage 10
1 Conrey, Tim	256.86	49	0	0	0	31.29 (8)	27.52 (3)	25.09 (9)	21.99 (8)	21.74 (1)	14.57 (1)	26.77 (6)	30.66 (5)	34.38 (1)	22.85 (7)
2 Sikora, Ken	260.97	45	0	0	0	30.38 (3)	35.39 (5)	28.40 (7)	24.20 (2)	23.15 (2)	13.74 (3)	22.42 (5)	27.04 (12)	32.53 (1)	23.72 (5)
3 Bogunia, Phillip	277.98	53	0	0	1	28.80 (0)	32.38 (11)	29.42 (8)	23.32 (2)	26.27 (1)	12.12 (4)	29.67 (14)	33.56 (5)	41.23 (3)	21.21 (5)
4 Wittman, Mike	281.18	51	0	1	0	28.67 (5)	29.99 (7)	24.62 (1)	32.96 (17)	23.87 (1)	16.73 (0)	25.85 (0)	32.86 (9)	46.65 (10)	18.98 (1)
5 Van Voorst, Edward	290.30	59	0	1	1	32.45 (2)	34.24 (15)	24.27 (6)	29.41 (7)	25.09 (2)	13.92 (5)	38.29 (6)	30.81 (6)	38.51 (3)	23.31 (7)
6 Schiros, Joe	299.99	58	1	1	0	30.75 (3)	41.31 (12)	27.27 (4)	22.25 (4)	20.56 (3)	18.72 (5)	33.76 (2)	36.31 (18)	43.21 (2)	25.85 (5)
7 Bogunia, Matt	303.89	66	1	0	0	38.16 (9)	41.14 (15)	30.85 (17)	21.37 (4)	23.70 (2)	15.91 (6)	32.13 (2)	36.98 (6)	42.85 (1)	20.80 (4)
8 Jones, Tom	312.53	80	0	0	1	53.02 (26)	37.95 (12)	27.99 (4)	21.66 (5)	25.34 (1)	18.26 (7)	28.27 (1)	37.38 (12)	40.37 (6)	22.29 (6)
9 Lehman, Chuck	314.22	47	1	0	0	48.93 (5)	43.58 (10)	25.16 (3)	23.21 (5)	23.19 (4)	18.36 (1)	29.87 (4)	33.39 (4)	46.26 (4)	22.27 (7)
10 Beeman, Patrick	321.62	69	0	1	2	44.76 (24)	43.99 (14)	27.10 (1)	31.18 (9)	23.03 (1)	15.41 (4)	33.09 (1)	35.73 (7)	44.61 (4)	22.72 (4)
11 Pantaleo, Al	323.23	105	0	1	0	38.47 (16)	32.22 (4)	31.60 (9)	26.86 (14)	29.97 (12)	22.37 (4)	30.62 (3)	41.04 (24)	42.52 (9)	27.56 (10)
12 York, Clifton	325.16	51	1	1	0	33.55 (9)	50.95 (7)	31.01 (6)	24.86 (7)	23.36 (1)	26.41 (6)	29.21 (4)	39.52 (4)	44.49 (3)	21.80 (4)
13 Sanders, Brad	336.03	57	0	0	0	39.63 (2)	39.59 (4)	27.55 (4)	26.83 (14)	23.52 (1)	14.26 (1)	35.55 (7)	45.76 (8)	59.73 (12)	23.61 (4)
14 Lindau, Dave	344.19	77	1	0	0	41.29 (9)	42.99 (19)	28.40 (3)	37.64 (8)	25.82 (5)	15.37 (4)	31.92 (9)	42.83 (13)	53.34 (3)	24.59 (4)
15 DiPietro, Tom	364.07	77	2	2	1	50.25 (4)	32.45 (2)	31.45 (2)	48.06 (19)	26.53 (7)	20.95 (6)	37.19 (13)	37.78 (2)	52.02 (9)	27.39 (13)
16 Amtsberg, Julie	438.06	103	1	0	0	46.45 (17)	51.70 (9)	43.53 (9)	42.52 (13)	34.23 (7)	22.52 (13)	37.89 (7)	58.82 (15)	67.01 (5)	33.39 (8)



2007 MI State IDPA Championship September 14-16, 2007

All Shooters



Match Score --Penalties--
PD NT PE FN

Stage 1 Stage 2 Stage 3 Stage 4 Stage 5 Stage 6 Stage 7 Stage 8 Stage 9 Stage 10

CDP - Marksman

	Match Score	PD	NT	PE	FN	Stage 1	Stage 2	Stage 3	Stage 4	Stage 5	Stage 6	Stage 7	Stage 8	Stage 9	Stage 10
1 Nuccio, Michael J	273.91	58	0	0	0	34.28 (10)	29.61 (5)	22.35 (4)	23.35 (6)	20.59 (2)	12.10 (4)	26.20 (5)	37.58 (9)	45.99 (11)	21.86 (2)
2 Schultz, Keith	305.84	57	0	0	0	31.98 (6)	39.93 (6)	33.12 (7)	28.71 (7)	25.67 (2)	18.99 (5)	27.94 (3)	30.38 (4)	44.61 (4)	24.51 (13)
3 Myers, Jeff	339.36	59	0	1	1	41.80 (7)	43.64 (10)	38.51 (14)	24.14 (3)	22.07 (1)	17.86 (6)	39.26 (2)	36.68 (9)	53.06 (3)	22.34 (4)
4 Hasselbach Jr, Don	358.13	51	0	0	0	43.41 (4)	42.07 (0)	37.43 (3)	37.80 (13)	27.69 (0)	17.94 (1)	33.05 (15)	40.83 (13)	49.49 (1)	28.42 (1)
5 Mollenberg, Kirk	368.05	114	3	0	0	56.46 (19)	41.86 (10)	32.63 (4)	35.84 (17)	29.09 (7)	22.99 (7)	31.29 (22)	40.84 (11)	49.91 (5)	27.14 (12)
6 Carter, Jim	374.81	86	0	0	0	50.02 (9)	40.36 (4)	38.31 (8)	49.17 (14)	27.64 (9)	22.42 (7)	27.26 (5)	37.51 (23)	55.63 (5)	26.49 (2)
7 Arp, Joseph	378.23	86	0	2	0	59.92 (9)	45.81 (10)	34.50 (7)	37.69 (13)	31.19 (2)	18.13 (6)	37.16 (9)	36.84 (9)	52.64 (13)	24.35 (8)
8 Piestrak, Bob	378.59	75	0	0	2	58.49 (22)	39.34 (6)	35.89 (8)	33.28 (4)	25.84 (2)	20.37 (2)	31.57 (14)	46.91 (4)	56.97 (3)	29.93 (10)
9 Sears Sr, Daniel	432.69	129	1	1	2	64.75 (35)	49.05 (8)	38.91 (5)	44.04 (16)	39.83 (0)	26.82 (5)	39.90 (11)	41.08 (23)	62.22 (20)	26.09 (6)
10 Baker, Blair	436.87	95	1	0	2	59.91 (6)	56.26 (15)	41.07 (20)	31.91 (3)	37.94 (3)	20.17 (1)	40.26 (19)	50.62 (13)	63.88 (8)	34.85 (7)
11 Miller, Clark	465.09	157	3	2	4	68.09 (33)	46.78 (11)	31.27 (7)	38.89 (14)	38.23 (2)	19.35 (5)	54.41 (26)	82.33 (43)	49.77 (10)	35.97 (6)
12 Phillips, Ben	467.97	160	1	3	3	70.51 (34)	49.05 (13)	42.21 (19)	39.76 (17)	31.91 (9)	23.71 (8)	53.09 (8)	54.54 (29)	58.90 (5)	44.29 (18)
13 Hill, Marshall	532.57	53	0	1	0	75.69 (11)	62.74 (9)	73.59 (2)	35.36 (7)	57.37 (1)	26.79 (8)	38.40 (3)	62.31 (5)	67.94 (7)	32.38 (0)
14 Hasselbach, Pam	536.19	87	2	9	1	66.72 (6)	63.37 (15)	52.73 (12)	43.50 (14)	41.37 (3)	29.64 (5)	53.07 (1)	64.08 (9)	74.78 (10)	46.93 (12)


CDP - Novice

1 Goupie, Joe	551.51	92	1	1	1	72.10 (10)	62.14 (15)	52.86 (9)	48.37 (17)	43.84 (3)	22.55 (0)	60.74 (3)	64.11 (7)	81.64 (16)	43.16 (12)
---------------	---------------	----	---	---	---	------------	------------	-----------	------------	-----------	-----------	-----------	-----------	------------	------------

ESP - Enhanced Service Pistol

ESP - Master

1 Reiter, Bart	219.11	72	0	0	0	21.89 (6)	24.95 (1)	19.43 (9)	22.85 (13)	18.35 (3)	15.14 (11)	22.43 (4)	27.32 (17)	30.93 (4)	15.82 (4)
----------------	---------------	----	---	---	---	-----------	-----------	-----------	------------	-----------	------------	-----------	------------	-----------	-----------



2007 MI State IDPA Championship September 14-16, 2007

All Shooters




Match Score	--Penalties--				Stage 1	Stage 2	Stage 3	Stage 4	Stage 5	Stage 6	Stage 7	Stage 8	Stage 9	Stage 10
	PD	NT	PE	FN										

ESP - Expert

1	Line, Eric	214.18	52	0	0	0	25.61 (0)	29.53 (6)	18.77 (7)	20.30 (8)	18.62 (6)	13.87 (1)	17.52 (1)	19.30(4)	34.78 (14)	15.88 (5)
2	Calcut, Jack	214.46	49	0	1	0	26.51 (9)	24.88(5)	20.83 (5)	17.80(3)	24.03 (6)	15.23 (7)	16.76 (1)	22.26 (10)	29.06 (1)	17.10 (2)
3	Galloway, Ric	215.39	27	0	0	0	24.19 (1)	27.52 (1)	22.05 (8)	17.99 (1)	18.21 (3)	12.43 (0)	19.83 (3)	22.62 (5)	34.27 (5)	16.28 (0)
4	Hovey, Harold	217.92	57	0	0	0	32.23 (12)	25.79 (3)	20.07 (5)	20.45 (4)	18.45 (3)	13.59 (3)	18.61 (6)	19.80 (7)	31.92 (11)	17.01 (3)
5	Serafin, John	225.08	47	0	0	0	29.49 (10)	28.42 (4)	18.94 (6)	19.08 (3)	16.40 (2)	12.60 (3)	19.17 (3)	28.37 (7)	34.89 (7)	17.72 (2)
6	Curran, Tom	237.13	36	0	1	0	27.03 (2)	30.82 (4)	20.08 (2)	21.42 (3)	24.96 (3)	13.29 (0)	19.23 (2)	23.22 (7)	31.94 (5)	25.14 (8)
7	Cusanelli, Michael	248.00	29	0	1	1	24.93 (3)	28.37 (0)	35.35 (11)	20.67 (2)	21.18 (6)	12.79 (0)	20.78 (0)	23.39 (5)	41.88 (1)	18.66 (1)
8	Mitzelfeld, Charlie	250.73	44	0	0	0	27.78 (0)	37.59 (11)	20.17 (1)	23.39 (7)	18.49 (1)	17.28 (12)	22.04 (3)	27.39 (5)	37.87 (3)	18.73 (1)
9	DeMondo, Rich	259.15	34	0	0	0	30.54 (1)	31.31 (5)	22.81 (7)	19.10 (4)	21.63 (2)	12.34 (4)	19.42 (2)	37.17 (5)	46.61 (2)	18.22 (2)
10	Johnson, Dave	293.78	89	0	1	1	42.96 (9)	39.87 (15)	28.40 (16)	23.27 (2)	29.28 (7)	15.05 (3)	16.61 (2)	32.38 (14)	43.78 (14)	22.18 (7)
11	Zadonia, Paul	359.79	224	0	1	7	41.35 (22)	76.93 (65)	19.47 (11)	34.18 (21)	33.51 (21)	18.10 (15)	36.93 (24)	26.13 (8)	40.22 (8)	32.97 (29)

ESP - Sharpshooter

1	Wendt, Robert	241.53	50	0	0	0	24.30 (3)	33.23 (5)	24.31 (6)	20.74 (11)	20.94 (3)	15.43 (4)	21.01 (2)	22.81 (5)	39.12 (8)	19.64 (3)
2	Palmer, Ross	242.05	67	2	0	2	35.72 (10)	28.69 (8)	20.22 (2)	25.47 (6)	16.96 (1)	11.51 (3)	17.08 (1)	23.73 (10)	43.50 (18)	19.17 (8)
3	Finegan, Robert	266.63	75	0	1	1	26.58 (4)	39.77 (16)	21.24 (7)	26.80 (8)	26.08 (6)	25.97 (17)	22.58 (2)	23.54 (6)	32.45 (3)	21.62 (6)
4	D'Anna, Franco	268.35	71	0	1	0	32.75 (7)	33.98 (10)	23.30 (10)	25.33 (6)	22.14 (8)	21.23 (7)	21.85 (2)	33.36 (10)	32.28 (6)	22.13 (5)
5	Wright, Arnold	283.68	85	0	0	1	30.74 (2)	38.01 (9)	31.76 (17)	23.48 (7)	20.22 (4)	18.22 (9)	25.92 (12)	31.08 (11)	42.95 (5)	21.30 (9)
6	Allen, Jack	284.01	71	1	2	1	30.91 (1)	34.53 (6)	21.95 (5)	23.31 (9)	27.63 (13)	19.67 (5)	25.24 (2)	29.31 (6)	49.33 (19)	22.13 (5)
7	Andrews, Karl	285.27	44	0	0	2	34.15 (6)	33.51 (2)	21.08 (4)	27.20 (4)	25.85 (3)	16.01 (0)	21.53 (4)	33.25 (8)	49.69 (11)	23.00 (2)
8	Fuchs, Greg	292.09	77	0	1	1	42.94 (23)	36.71 (10)	23.78 (7)	24.40 (8)	25.61 (2)	14.90 (3)	23.29 (2)	27.68 (6)	44.81 (10)	27.97 (6)
9	Stuewer, Todd	309.21	60	2	0	0	35.98 (0)	38.41 (3)	42.47 (10)	25.35 (8)	25.04 (3)	18.21 (5)	23.70 (0)	27.61 (8)	43.65 (13)	28.79 (10)
10	Spoelma, Scott	359.42	40	1	2	0	36.02 (13)	55.39 (4)	34.20 (3)	28.74 (7)	28.44 (1)	18.38 (3)	41.69 (1)	33.70 (8)	51.07 (0)	31.79 (0)



2007 MI State IDPA Championship September 14-16, 2007

All Shooters




	Match Score	--Penalties--				Stage 1	Stage 2	Stage 3	Stage 4	Stage 5	Stage 6	Stage 7	Stage 8	Stage 9	Stage 10
		PD	NT	PE	FN										
ESP - Marksman															
1 Emerson, Dave	245.61	31	0	0	0	27.08 (1)	29.60 (2)	24.10 (8)	21.18 (3)	23.36 (5)	14.45 (0)	22.37 (3)	25.13 (1)	37.85 (7)	20.49 (1)
2 Vollmer, David	319.59	81	0	0	0	35.42 (9)	42.89 (9)	27.46 (9)	30.97 (14)	24.48 (4)	20.51 (2)	26.35 (12)	29.64 (8)	57.41 (7)	24.46 (7)
3 Keyes, Jim	323.41	146	1	0	6	46.35 (27)	48.95 (32)	22.10 (8)	22.96 (8)	41.47 (19)	28.95 (17)	21.52 (8)	28.76 (17)	41.24 (3)	21.11 (7)
4 Wyse, Robert	336.83	62	0	1	0	48.90 (7)	41.22 (9)	31.01 (3)	25.01 (3)	23.63 (2)	19.21 (8)	26.30 (4)	37.34 (9)	52.22 (5)	31.99 (12)
5 Squires, Donna	351.48	86	5	0	0	37.12 (11)	50.35 (13)	27.33 (5)	35.95 (22)	28.18 (1)	17.69 (2)	27.18 (4)	42.56 (10)	56.30 (7)	28.82 (11)
6 Chinchak, Tom	358.02	35	1	1	0	48.39 (9)	42.27 (4)	31.81 (1)	32.40 (6)	35.10 (1)	16.11 (3)	33.74 (0)	44.84 (6)	45.96 (0)	27.40 (5)
7 Nuccio, Michael F	372.80	30	0	0	0	36.68 (3)	52.08 (2)	31.89 (4)	26.70 (2)	26.45 (1)	17.70 (2)	33.19 (1)	50.88 (6)	64.81 (3)	32.42 (6)
8 Burton, Michael	380.09	71	0	0	1	43.01 (10)	52.64 (7)	37.77 (5)	30.65 (10)	30.03 (3)	20.57 (4)	42.66 (12)	43.41 (9)	54.68 (7)	24.67 (4)
9 Kamphuis, Steve	389.26	86	1	1	1	45.43 (8)	53.82 (8)	41.71 (7)	26.65 (10)	33.55 (3)	20.67 (6)	36.88 (5)	44.34 (12)	54.60 (14)	31.61 (13)
10 Polk, Chris	400.29	112	3	2	1	60.30 (21)	47.59 (8)	27.94 (10)	30.62 (14)	26.25 (1)	25.89 (12)	32.10 (6)	46.19 (8)	70.47 (17)	32.94 (15)
11 Santini Jr, Jon	400.70	125	0	1	3	44.81 (9)	38.60 (1)	52.03 (24)	31.55 (20)	28.12 (1)	24.14 (17)	45.63 (20)	42.93 (8)	61.34 (17)	31.55 (8)
12 Williams, Samuel	410.42	84	1	1	3	46.95 (1)	42.68 (4)	27.86 (6)	35.41 (13)	27.99 (4)	20.33 (5)	44.19 (13)	46.43 (13)	94.29 (22)	24.29 (3)
13 Maddox, Ted	421.73	117	0	1	2	38.13 (3)	46.79 (7)	39.48 (9)	41.74 (27)	27.61 (2)	27.12 (19)	41.81 (9)	44.54 (9)	85.89 (27)	28.62 (5)
14 Shannon, Gary Lee	430.37	183	2	1	6	42.74 (11)	66.96 (20)	39.03 (22)	35.90 (23)	35.10 (11)	38.08 (29)	40.48 (16)	44.89 (14)	47.55 (9)	39.64 (28)
15 Chinchak, George	471.88	84	0	3	1	50.90 (10)	59.40 (8)	50.27 (14)	36.37 (14)	32.30 (1)	27.99 (4)	44.79 (5)	55.40 (14)	82.35 (4)	32.11 (10)
16 Fauls, Bob	474.67	111	2	0	3	72.29 (28)	55.67 (10)	37.62 (4)	30.53 (10)	47.79 (14)	21.54 (1)	39.00 (4)	60.10 (22)	69.69 (3)	40.44 (15)
17 Schultz, Judy	489.54	126	2	0	1	53.51 (15)	65.85 (17)	41.62 (9)	46.77 (35)	35.74 (2)	29.71 (7)	53.49 (7)	55.55 (9)	68.54 (11)	38.76 (14)

SSP - Stock Service Pistol

SSP - Master

1 Williams, Mike	205.35	26	0	1	0	18.65(1)	29.89 (3)	19.13 (3)	18.57 (1)	15.97 (1)	11.49 (2)	25.21 (3)	24.28 (7)	27.05(2)	15.11(3)
2 Lichon, Dick	213.32	79	0	0	0	26.48 (16)	28.72 (9)	16.57(0)	20.02 (8)	15.28(3)	14.35 (11)	15.73(4)	22.13 (8)	37.13 (13)	16.91 (7)
3 Lee, David	234.38	53	1	0	0	23.45 (1)	44.17 (17)	17.36 (3)	20.32 (2)	17.73 (1)	14.93 (10)	18.85 (1)	27.57 (13)	32.79 (5)	17.21 (0)




2007 MI State IDPA Championship September 14-16, 2007

All Shooters



	Match Score	--Penalties--				Stage 1	Stage 2	Stage 3	Stage 4	Stage 5	Stage 6	Stage 7	Stage 8	Stage 9	Stage 10
		PD	NT	PE	FN										
SSP - Expert															
1 Marthey, Chad	226.21	40	0	0	0	27.53 (10)	25.79 (4)	19.69 (1)	20.37 (4)	17.11 (0)	15.28 (8)	21.08 (4)	25.44 (7)	33.89 (1)	20.03 (1)
2 Tiethoff, Thomas	231.99	74	0	0	0	26.84 (7)	28.68 (10)	22.95 (11)	21.16 (7)	18.02 (4)	10.96(2)	19.54 (3)	28.90 (9)	36.25 (15)	18.69 (6)
3 Andrysiak, Greg	236.20	48	1	0	1	33.16 (13)	31.24 (9)	20.08 (4)	19.64 (4)	18.68 (2)	11.81 (2)	28.47 (8)	22.05 (2)	34.84 (0)	16.23 (4)
4 Smith, Mark	240.35	66	0	0	1	28.59 (4)	35.38 (14)	23.04 (11)	23.00 (9)	18.72 (1)	13.06 (4)	27.79 (9)	22.09 (7)	32.34 (6)	16.34 (1)
5 Visser, Michael	248.91	58	1	0	0	28.20 (7)	34.45 (4)	19.66 (2)	24.81 (9)	18.37 (4)	12.29 (4)	20.16 (9)	28.71 (6)	40.43 (4)	21.83 (9)
6 Brawner, Randy	255.00	30	1	0	0	27.29 (3)	36.98 (5)	21.62 (2)	20.83 (0)	21.01 (1)	13.65 (1)	20.28 (5)	28.28 (3)	42.20 (3)	22.86 (7)
7 Panzl, Greg	255.10	89	1	1	2	46.72 (33)	26.51 (3)	24.61 (3)	18.26 (1)	17.31 (1)	11.45 (2)	24.20 (7)	27.25 (15)	36.56 (10)	22.23 (14)
8 Eddington, Rich	259.18	71	0	0	0	40.79 (6)	32.70 (11)	25.92 (17)	20.68 (3)	22.56 (8)	12.29 (3)	23.47 (6)	29.39 (8)	34.17 (4)	17.21 (5)
9 Craig, Michael	273.41	88	1	0	1	45.75 (17)	32.60 (6)	28.46 (9)	22.99 (7)	21.28 (5)	12.03 (2)	24.19 (6)	29.81 (13)	32.48 (8)	23.82 (15)
10 Torres-Reyes, Laura	310.77	111	0	0	3	53.39 (43)	43.90 (13)	31.68 (13)	26.16 (8)	23.03 (2)	18.69 (8)	20.99 (1)	30.97 (7)	36.86 (8)	25.10 (8)



2007 MI State IDPA Championship September 14-16, 2007

All Shooters




Match
Score --Penalties--
PD NT PE FN

Stage 1 Stage 2 Stage 3 Stage 4 Stage 5 Stage 6 Stage 7 Stage 8 Stage 9 Stage 10

SSP - Sharpshooter

	Match Score	PD	NT	PE	FN	Stage 1	Stage 2	Stage 3	Stage 4	Stage 5	Stage 6	Stage 7	Stage 8	Stage 9	Stage 10
1 Bell, Greg	236.09	48	0	0	0	24.71 (4)	33.12 (9)	22.62 (3)	18.55 (2)	19.59 (0)	11.13 (2)	21.51 (5)	30.66 (9)	36.08 (11)	18.12 (3)
2 Singleton, Randy	251.47	35	0	0	0	27.07 (2)	27.70 (3)	23.22 (5)	20.28 (0)	18.78 (0)	14.33 (5)	27.78 (3)	28.68 (7)	42.59 (5)	21.04 (5)
3 Boruta, Robin	255.25	44	0	0	0	26.34 (3)	32.29 (6)	23.90 (5)	23.78 (9)	21.85 (2)	13.85 (0)	19.79 (4)	30.33 (9)	42.15 (4)	20.97 (2)
4 Brenner, Chris	262.96	45	0	1	0	29.00 (1)	33.65 (5)	21.04 (3)	29.40 (10)	19.64 (0)	18.67 (2)	22.92 (5)	24.82 (6)	40.49 (3)	23.33 (10)
5 Bies, Nick	265.16	84	0	0	0	33.35 (8)	33.53 (12)	21.16 (6)	26.25 (15)	19.19 (4)	16.79 (8)	24.17 (6)	27.10 (12)	43.33 (8)	20.29 (5)
6 Halseth, Scott	267.19	68	0	0	0	26.73 (1)	38.63 (8)	23.25 (2)	27.14 (13)	25.30 (10)	15.89 (6)	26.18 (6)	31.27 (11)	32.97 (4)	19.83 (7)
7 Keohan, Mike	271.19	60	1	0	0	27.71 (9)	46.32 (11)	20.62 (5)	27.93 (14)	25.44 (5)	17.73 (0)	25.46 (6)	23.74 (5)	35.95 (3)	20.29 (2)
8 Witgen, Daniel	273.99	31	0	1	0	41.45 (4)	36.55 (1)	20.23 (2)	19.35 (2)	25.01 (5)	13.71 (3)	26.23 (2)	34.43 (9)	34.70 (0)	22.33 (3)
9 Abbott, John	274.96	50	0	0	0	31.65 (6)	33.94 (4)	25.29 (4)	24.56 (7)	23.69 (1)	12.10 (0)	24.65 (2)	38.08 (15)	39.98 (5)	21.02 (6)
10 Plant, Cindy	277.16	80	0	0	0	27.95 (2)	38.04 (6)	24.37 (9)	22.08 (6)	20.42 (2)	21.28 (8)	20.83 (4)	28.38 (17)	45.34 (13)	28.47 (13)
11 Carter, Ryan	278.86	60	2	1	1	41.57 (4)	31.61 (6)	20.23 (4)	27.46 (5)	22.03 (4)	13.44 (2)	27.79 (10)	33.53 (13)	42.79 (10)	18.41 (2)
12 Roe, T.D.	284.09	63	0	2	0	28.78 (4)	34.37 (10)	25.36 (15)	29.42 (13)	27.28 (0)	18.15 (0)	22.28 (0)	34.77 (11)	37.89 (6)	25.79 (4)
13 Fite, Eugene	286.86	29	0	3	0	29.99 (5)	36.27 (1)	22.35 (1)	24.33 (0)	27.33 (0)	20.02 (12)	25.00 (3)	38.30 (5)	40.01 (1)	23.26 (1)
14 Nelson, Peter	287.03	73	1	3	1	53.32 (25)	29.97 (1)	22.03 (6)	31.65 (16)	21.81 (3)	16.32 (3)	24.50 (4)	27.49 (6)	36.23 (2)	23.71 (7)
15 Olwick, Doug	287.72	29	0	1	0	32.24 (3)	33.68 (5)	26.00 (0)	26.73 (4)	35.79 (3)	14.55 (2)	23.43 (1)	33.07 (1)	40.37 (4)	21.86 (6)
16 Kuzara, Chris	303.53	58	0	0	1	30.14 (5)	46.20 (8)	36.51 (14)	26.78 (7)	24.31 (1)	15.52 (3)	24.78 (8)	37.09 (5)	36.17 (3)	26.03 (4)
17 Palansky, Bruce	303.97	40	0	1	0	41.60 (1)	33.40 (3)	30.29 (10)	24.67 (2)	27.80 (2)	17.62 (4)	27.73 (2)	36.56 (7)	38.07 (2)	26.23 (7)
18 Bell, Patrick	307.66	8	0	0	0	34.10 (0)	39.72 (2)	25.86 (1)	24.77 (1)	31.74 (0)	25.07 (1)	33.29 (1)	27.30 (1)	38.42 (0)	27.39 (1)
19 Zimmerman, Dave	308.90	96	1	0	1	45.39 (21)	39.45 (7)	26.55 (6)	26.69 (9)	22.44 (2)	17.31 (11)	26.96 (10)	36.33 (11)	37.64 (2)	30.14 (17)
20 Applegate, Tim	311.64	68	0	0	2	33.79 (6)	52.30 (21)	23.37 (1)	27.49 (8)	24.66 (2)	20.64 (6)	24.93 (1)	38.53 (16)	42.03 (2)	23.90 (5)
21 Geringer, David A	324.26	103	1	0	2	38.73 (18)	52.61 (17)	31.63 (14)	28.82 (12)	26.71 (7)	16.11 (9)	33.96 (7)	30.72 (6)	40.51 (4)	24.46 (9)
22 Lovelace, Bill	328.14	50	1	0	0	48.43 (3)	44.76 (10)	28.81 (6)	24.69 (6)	24.73 (0)	14.15 (1)	28.99 (3)	30.88 (7)	53.51 (7)	29.19 (7)
23 Johnson, Ryan S	337.75	129	0	1	1	40.18 (20)	37.22 (15)	29.48 (9)	34.41 (25)	27.24 (8)	23.02 (10)	27.73 (12)	27.57 (4)	66.73 (23)	24.17 (3)
24 Torres-Reyes, Jose	386.16	125	4	0	3	57.97 (30)	46.51 (6)	30.59 (11)	32.63 (8)	42.88 (2)	17.93 (2)	27.50 (5)	48.97 (29)	53.63 (15)	27.55 (17)
25 Michael, Charles	465.96	40	1	2	0	59.89 (7)	56.41 (2)	50.15 (3)	33.37 (6)	39.18 (0)	28.69 (1)	48.91 (1)	48.44 (5)	61.01 (2)	39.91 (13)



2007 MI State IDPA Championship September 14-16, 2007

All Shooters



Match Score --Penalties--
PD NT PE FN

Stage 1 Stage 2 Stage 3 Stage 4 Stage 5 Stage 6 Stage 7 Stage 8 Stage 9 Stage 10

SSP - Marksman

1 Schurgin, Brian	283.91	44	2	0	1	36.75 (3)	32.09 (4)	27.15 (3)	25.23 (3)	30.72 (11)	15.14 (1)	21.97 (1)	32.31 (9)	38.27 (6)	24.28 (3)
2 Babcock, Bill	298.87	73	0	0	0	33.52 (8)	35.84 (6)	26.91 (5)	34.31 (24)	25.61 (7)	19.65 (5)	21.05 (1)	29.31 (5)	44.94 (9)	27.73 (3)
3 Halula, Rick	308.41	106	1	0	1	32.72 (12)	43.97 (22)	26.57 (9)	22.71 (5)	24.46 (8)	22.20 (11)	22.79 (3)	40.00 (15)	46.60 (12)	26.39 (9)
4 Calcut, Terry	321.60	90	1	0	0	40.65 (16)	33.17 (11)	26.05 (4)	31.77 (17)	28.53 (12)	19.25 (9)	24.70 (8)	40.52 (6)	52.11 (2)	24.85 (5)
5 Whisenant, James	327.99	75	0	0	1	41.58 (3)	46.94 (16)	28.27 (10)	29.51 (12)	25.66 (2)	18.13 (6)	26.56 (7)	39.52 (6)	45.32 (9)	26.50 (4)
6 Barrera, Michael	329.51	100	0	0	2	43.30 (22)	37.70 (5)	25.49 (12)	31.73 (1)	22.81 (3)	24.41 (11)	24.52 (11)	39.15 (16)	44.99 (7)	35.41 (12)
7 Doe-Burgess, Connie	340.74	69	1	0	1	31.94 (9)	40.56 (6)	35.69 (3)	34.44 (17)	28.13 (0)	19.73 (5)	30.28 (4)	36.39 (10)	58.35 (12)	25.23 (3)
8 Halula, John	346.28	155	0	3	3	47.36 (29)	33.63 (10)	28.44 (12)	40.23 (36)	30.08 (9)	22.89 (12)	28.80 (7)	37.62 (18)	51.13 (14)	26.10 (8)
9 Fuller, Tom	347.16	72	4	1	1	46.74 (13)	47.76 (7)	32.93 (6)	24.71 (5)	25.80 (0)	15.99 (3)	30.62 (10)	37.60 (12)	49.28 (6)	35.73 (10)
10 Palansky, Diane	347.24	67	1	0	1	36.11 (2)	47.61 (5)	30.83 (6)	31.47 (17)	26.65 (1)	17.35 (4)	28.07 (4)	44.08 (17)	57.39 (7)	27.68 (4)
11 Jacob, Greg	348.57	72	0	0	0	50.15 (1)	37.78 (3)	29.74 (7)	25.09 (8)	26.45 (3)	22.27 (2)	28.75 (2)	36.74 (15)	46.27 (11)	45.33 (20)
12 Griggs, Patrick	359.42	124	2	0	0	36.45 (4)	50.50 (6)	40.20 (11)	36.10 (32)	27.05 (5)	24.11 (11)	29.67 (10)	37.29 (19)	52.13 (18)	25.92 (8)
13 Fuller, Bryan	387.56	128	0	8	0	44.91 (22)	48.46 (11)	32.36 (12)	37.54 (18)	28.48 (6)	21.13 (8)	36.10 (18)	43.29 (10)	58.23 (12)	37.06 (11)
14 Kennedy, Tim	387.69	122	0	2	1	53.00 (31)	48.48 (12)	26.98 (2)	36.01 (10)	31.86 (2)	28.55 (18)	45.82 (11)	38.24 (18)	47.34 (7)	31.41 (11)
15 Lichon, Rich	390.14	117	2	1	2	65.18 (17)	45.55 (13)	28.52 (9)	43.16 (26)	25.92 (1)	29.99 (17)	30.67 (9)	46.54 (12)	50.75 (9)	23.86 (4)
16 Burns, Jeff	402.91	109	3	2	1	33.07 (3)	51.68 (12)	38.71 (6)	43.03 (26)	29.47 (1)	26.70 (11)	31.57 (13)	47.84 (19)	74.25 (15)	26.59 (3)
17 Gregory, Michael	425.61	149	3	2	2	59.67 (23)	68.19 (29)	42.18 (7)	33.19 (15)	25.42 (4)	23.33 (10)	48.28 (25)	41.57 (14)	56.19 (13)	27.59 (9)
18 Loehr, Wayne	430.41	80	2	0	0	46.84 (6)	61.65 (13)	39.76 (11)	29.77 (4)	32.73 (2)	25.12 (6)	30.44 (4)	57.61 (11)	69.37 (4)	37.12 (19)
19 Armstrong, Ken	432.99	120	1	5	3	65.34 (39)	72.99 (25)	33.54 (16)	33.22 (8)	28.41 (1)	34.10 (2)	31.86 (3)	41.01 (8)	58.34 (5)	34.18 (13)
20 O Neil, Mark	478.48	147	1	5	4	73.01 (22)	67.69 (22)	50.69 (23)	33.56 (9)	34.20 (3)	44.53 (29)	39.58 (1)	57.67 (29)	51.47 (4)	26.08 (5)
21 Netherton, Mike	497.14	81	2	0	2	57.87 (2)	45.29 (8)	47.23 (12)	47.45 (3)	42.33 (13)	31.04 (4)	68.58 (9)	45.83 (17)	79.24 (9)	32.28 (4)
22 Hellner, Barbara	503.02	146	2	0	4	93.29 (28)	74.99 (29)	53.44 (18)	32.86 (9)	31.05 (7)	23.93 (9)	39.68 (5)	48.59 (19)	66.79 (6)	38.40 (16)


SSP - Novice

1 Popilek, Lori	568.21	176	1	2	4	74.10 (8)	70.88 (17)	65.07 (27)	42.49 (30)	46.11 (1)	30.38 (11)	43.71 (11)	62.29 (26)	87.96 (20)	45.22 (25)
2 Kuzara, Karen	663.64	220	1	1	7	99.29 (19)	89.80 (37)	58.27 (28)	44.89 (25)	42.12 (5)	46.08 (19)	54.89 (25)	56.55 (14)	116.04 (30)	55.71 (18)

ESR - Enhanced Service Revolver

ESR - Master

1 Cuttitta, Gary	232.87	39	0	0	0	31.89 (2)	29.24 (5)	18.18 (5)	19.63 (3)	18.74 (0)	13.98 (7)	20.40 (2)	28.42 (3)	32.29 (8)	20.10 (4)
------------------	---------------	----	---	---	---	-----------	-----------	-----------	-----------	-----------	-----------	-----------	-----------	-----------	-----------



2007 MI State IDPA Championship September 14-16, 2007

All Shooters



Match Score --Penalties--
PD NT PE FN

Stage 1 Stage 2 Stage 3 Stage 4 Stage 5 Stage 6 Stage 7 Stage 8 Stage 9 Stage 10

ESR - Expert

1	Walter, Mark	336.47	74	0	1	2	40.68 (6)	37.45 (11)	42.05 (24)	23.27 (3)	30.72 (2)	14.33 (4)	30.97 (5)	36.97 (6)	55.77 (10)	24.26 (3)
---	--------------	---------------	----	---	---	---	-----------	------------	------------	-----------	-----------	-----------	-----------	-----------	------------	-----------

ESR - Sharpshooter

1	Nelson, Chris	322.73	35	0	2	0	29.12 (2)	32.82 (1)	26.58 (4)	25.06 (8)	39.81 (9)	13.90 (1)	28.72 (0)	51.18 (8)	46.47 (1)	29.07 (1)
2	Birchak, Robert	356.36	68	0	1	0	42.03 (14)	38.98 (2)	29.23 (12)	28.33 (5)	34.62 (0)	20.32 (8)	32.71 (2)	47.27 (15)	50.97 (2)	31.90 (8)
3	Albrecht, Tom	401.49	109	1	0	2	55.07 (8)	51.88 (7)	30.04 (13)	41.25 (6)	30.36 (5)	18.71 (12)	30.47 (7)	52.72 (12)	44.60 (11)	46.39 (28)

ESR - Marksman

1	Nemeth Jr., Eugene	458.78	85	1	1	1	59.96 (1)	60.26 (4)	35.00 (1)	37.53 (21)	33.32 (1)	25.10 (12)	49.43 (13)	47.63 (18)	72.97 (6)	37.58 (8)
2	Wielusz, Toby	470.54	129	1	5	1	61.59 (11)	55.98 (14)	35.87 (17)	44.05 (19)	30.55 (13)	34.04 (22)	46.46 (4)	62.00 (14)	65.96 (9)	34.04 (6)

SSR - Stock Service Revolver

SSR - Expert


1	Soucie, Ken	301.09	52	0	4	0	37.37 (12)	39.36 (3)	21.53 (6)	22.89 (3)	24.76 (3)	22.73 (7)	23.17 (7)	32.13 (6)	45.22 (1)	31.93 (4)
2	Umstead, Jeff	311.58	74	0	1	1	38.14 (14)	42.43 (13)	25.78 (13)	27.73 (5)	27.79 (6)	14.13 (2)	26.90 (9)	39.89 (6)	42.41 (3)	26.38 (3)
3	Berger, Jeff	333.73	48	2	0	0	55.79 (2)	39.09 (13)	23.52 (1)	24.67 (3)	38.40 (2)	17.91 (9)	27.11 (2)	37.63 (8)	41.53 (2)	28.08 (6)

SSR - Sharpshooter

1	Molina, Ben	328.94	75	0	0	1	58.88 (14)	36.86 (6)	26.97 (10)	26.37 (3)	20.01 (1)	16.71 (8)	29.38 (6)	34.05 (9)	53.87 (10)	25.84 (8)
2	Dilley, Craig	329.12	65	0	0	0	36.08 (7)	35.00 (8)	27.24 (8)	29.37 (7)	28.87 (5)	12.35 (3)	28.89 (2)	46.28 (7)	56.52 (10)	28.52 (8)
3	Austin, Earl	377.74	59	0	2	0	36.27 (4)	53.94 (3)	27.28 (2)	40.35 (12)	31.47 (5)	14.84 (2)	35.72 (9)	48.02 (11)	58.96 (7)	30.89 (4)
4	Amtsberg, Don	391.46	49	1	0	0	48.11 (7)	46.74 (5)	34.14 (4)	37.98 (15)	34.37 (1)	16.42 (2)	32.73 (3)	49.59 (6)	55.46 (5)	35.92 (1)

SSR - Marksman

1	Jacob, Don	368.19	88	0	0	1	50.63 (3)	55.10 (7)	26.88 (12)	27.43 (12)	26.78 (4)	23.94 (16)	42.72 (8)	34.99 (5)	55.55 (16)	24.17 (5)
2	Howard, Steven	414.40	102	0	2	1	51.28 (19)	47.30 (12)	35.79 (10)	43.61 (24)	36.32 (1)	18.12 (3)	34.93 (3)	61.52 (16)	51.10 (6)	34.43 (8)
3	Cowhy, Mike	435.11	128	0	1	1	50.06 (4)	61.42 (18)	32.81 (12)	33.49 (10)	37.17 (5)	19.68 (17)	40.10 (16)	48.25 (19)	75.10 (8)	37.03 (19)
4	Roll, Jerry	552.02	165	0	1	2	86.53 (30)	60.30 (11)	40.52 (14)	36.07 (18)	38.12 (2)	27.23 (13)	62.54 (18)	73.46 (33)	86.16 (15)	41.09 (11)
5	Mongeau, Peter	570.31	155	0	2	3	84.61 (39)	64.18 (11)	34.52 (4)	53.43 (28)	38.81 (2)	19.66 (5)	46.17 (8)	84.55 (22)	99.27 (29)	45.11 (7)



2007 MI State IDPA Championship September 14-16, 2007

All Shooters



Total Match Penalties:

Target Points Down (PD) - 12,288
Hits on Non-Threats (NT) - 100
Procedural Errors (PE) - 130
Failures to Neutralize (FN) - 147

Key to Penalties:

PD = Target Points Down. Each point down adds 1/2 second to your score.
NT = Hit on Non Threat target. Each HNT adds 5 seconds to your score.
PE = Procedural Error. Each adds 3 seconds to your score.
FN = Failure to Neutralize (no hits in the 0 or -1 zone) Each adds 5 seconds to your score.

Key to Abbreviations:

CDP = **Custom Defensive Pistol**, such as 1911. Must be .45 ACP with maximum magazine load of 8 rounds
ESP = **Enhanced Service Pistol**, single action or SA/DA such as H&K P7 or CZ-75 or Springfield XD
SSP = **Stock Service Pistol**, double action or 'Safe Action' such as Glock or SIG
ESR = **Enhanced Service Revolver**, rimmed or rimless ammo, full moon clip, power factor of 165,000
SSR = **Stock Service Revolver**, rimmed case ammo, no full moon clips